



Kentucky High School Athletic Association

2280 Executive Drive ° Lexington, KY 40505 ° www.khsaa.org ° (859)299-5472 (859)293-5999 (fax)

To: Superintendent, Principal, and Athletic Director

From: Brigid L. DeVries, Commissioner
Larry Boucher, Assistant Commissioner *L.B.*


Date: August 25, 2003

Subject: 2002-2003 Annual Report Forms Submission

School: Paducah Tilghman High School

Enclosed please find a copy of Form T-65, The 2002-2003 Annual Report Forms Checklist. In addition, you may find an attachment with corrected copies of the forms submitted by your school personnel. Please review this information so the forms can be completed accurately in the future. Also, KHSAA Audit Staff may have requested a re-submission of some of the 2002-2003 Annual Report Forms or need additional information on your athletic programs. Please submit this information by the date requested if this is applicable. Copies and all KHSAA Title IX documents must be kept current and included in your permanent Title IX File at the school. All documents are subject to Open Records Requests.

Should you need any further information, please do not hesitate to call anytime.



MEMORANDUM

TO: KHSAA Member School Superintendents, Principals, and Athletic Directors

FROM: Brigid L. DeVries, Commissioner
Larry Boucher, Executive Assistant Commissioner *LB*

DATE: July 28, 2003

RE: 2003 Title IX Forms Submission

School	Paducah Tilghman High School	Reviewed by	Fran Edwards
--------	------------------------------	-------------	--------------


The following is a status report regarding the required 2002 - 2003 Title IX submission of forms due in to the KHSAA office by April 15, 2003. Appropriate audit personnel have reviewed these forms and the following is a summary of this review.

I. Checklist of Forms properly submitted in a satisfactory manner:

✓	GE 19 (Annual Verification)	✓	T-35 (Budget Expenses)
✓	T-1 (Summary Program Chart 1)	✓	T-36 (Budget Expenses)
✓	T-2 (Summary Program Chart 2)	✓	T-41 (Checklist - Overall Interscholastic Program)
✓	T-3 (Summary Program Chart 3)	✓	T-60 (Corrective Action Plan)
✓	T-4 (Summary Program Chart 4)	✓	T-63 (Interscholastic Survey Results)

II. Status

A.	✓	2002 - 2003 Forms are satisfactory and no further information or action is necessary at this time.
B.		Errors have been noted with respect to the following forms and corrected copies are being returned to you for placement in your Title IX file to ensure proper submission in the future.
C.		The following forms were omitted and must be submitted by school representatives.
D.	✓	Other Recommendation and Comments: <ul style="list-style-type: none"> Please complete the Opportunities portion of Form T-41 and place the corrected copy in your school's permanent Title IX file.



MEMORANDUM

To: KHSAA Member School Superintendents, Principals, and Athletic Directors

From: Brigid L. DeVries, Commissioner
Larry Boucher, Assistant Commissioner

Date: JULY 28 2003

Re: 2003 Title IX Forms Submission

School	<u>PADUCAH TIGHEMAN</u>	Reviewed by	<u>FRAN EDWARDS</u>
--------	-------------------------	-------------	---------------------

The following is a status report regarding the required 2002-2003 Title IX submission of forms which were due in to the KHSAA office by April 15, 2003. Appropriate audit personnel have reviewed these forms and the following is a summary of this review.

I. Checklist of Forms properly submitted in a satisfactory manner.

<input checked="" type="checkbox"/>	GE 19 (Annual Verification)	<input checked="" type="checkbox"/>	T-35 (Budget Expenses)
<input checked="" type="checkbox"/>	T-1 (Summary Program Chart 1)	<input checked="" type="checkbox"/>	T-36 (Budget Expenses)
<input checked="" type="checkbox"/>	T-2 (Summary Program Chart 2)	<input checked="" type="checkbox"/>	T-41 (Checklist - Overall Interscholastic Program)
<input checked="" type="checkbox"/>	T-3 (Summary Program Chart 3)	<input checked="" type="checkbox"/>	T-60 (Corrective Action Plan)
<input checked="" type="checkbox"/>	T-4 (Summary Program Chart 4)	<input checked="" type="checkbox"/>	T-63 (Interscholastic Survey Results)

II. Status

A.	2002-2003 Forms are satisfactory and no further information or action is necessary at this time.
B.	Errors have been noted with respect to the following forms and corrected copies are being returned to you for placement in your Title IX file to ensure proper submission in the future.
C.	The following forms were omitted and must be submitted by school representatives.
D.	Other Recommendation and Comments: <u>Please complete the Opportunities portion of Form T41 Checklist - Overall Interscholastic Athletics Program.</u>



4/15/03

2002-2003 KENTUCKY HIGH SCHOOL ATHLETIC ASSOCIATION ANNUAL VERIFICATION OF TITLE IX PROCEDURES

(To be submitted by April 15, 2003 along with other required forms)

APR 15 2003

The Paducah Tilghman High School, Paducah, Kentucky
(Name of High School) (City)

certifies to the Kentucky High School Athletic Association that the following is an accurate and true representation of the facts surrounding compliance with 20 U.S.C. Sections 1681-1688, et. Seq. (also known as Title IX)

I certify the following provisions in accordance with records at the school contained in the permanent Title IX file, and to the best of my knowledge have completed the following tasks. (All boxes must be checked)

- Established a gender equity committee at the high school. (list committee personnel and provide attachment if necessary)

Name	Address	Phone	Title	
Lyman Brown	P.O. Box 2550	800 Caldwell	(270) 444-5600	DPP
Dennis Jackson				Director of personnel
Renee Wheeler				Cheerleading Coach
Art Davis				A.D.
Tom Ballowe				Director of Special Programs

- Scheduled a minimum of three meetings during the 2002-2003 school year on the following dates:

8/12/02 12/5/02 4/17/03

- Designated the following person(s) as the Title IX coordinator for the school/district:

<u>Tom Ballowe Ph.D.</u>	<u>Director of Special Programs</u>	<u>(270) 444-5629</u>
Name	Title	Phone

- School personnel are continuing to make periodic reviews of the boys and girls athletics program reflected in the Corrective Action Plan.

- In addition to the above information, the above referenced school maintains a complete permanent file relative to Title IX records including copies of the self-assessment audit, all corrective action plans, and other related materials.

Art Davis
Principal's Signature

4/12 2003
Date

Tom Ballowe
Superintendent Signature

Wm R. Backus
School Board Chairpersons' Signature

(Send original copy to KHSAA - Maintain duplicate in Title IX school folder)

**ACCOMMODATION OF INTERESTS AND ABILITIES
SUMMARY PROGRAM CHART 1**

Participation Opportunities Test One


		(Column 1)	(Column 2)	(Column 3)	(Column 4)
	Program	Enrollment	Percentage of Total Enrollment	Number of Interscholastic Participants (double and triple count)	Percentage of Total Participation
Row 1	GIRLS	403	51.7%	235	45.1%
Row 2	BOYS	377	48.3%	286	54.9%
Row 3	Totals	780	100%	521	100%

Instructions:

*Number of 8th grade students & below used in Column 4 calculations if applicable: _____

- Determine the total number of girls enrolled, (place in Row 1, Column 1). Determine the total number of boys enrolled, (place in Row 2, Column 1).
- Add the total number of girls and boys enrolled to determine total enrollment, (place in Row 3, Column 1).
- Calculate the percentage of total enrollment that is female. (Divide Row 1, Column 1 by row 3, Column 1 and place in Row 1, Column 2.) Calculate the percentage of total enrollment that is male. (Divide Row 2, Column 1 by Row 3, Column 1 and place in Row 2, Column 2.) Note: Row 1, Column 2 plus Row 2, Column 2 should total 100%.
- Ask the head coaches to review the most updated eligibility or squad lists for their teams. Ask coaches to confirm the names of those individuals who are on the team as of the first **date of competition**, and cross out the names of those who were cut from the team or quit the team prior to the first competitive event. Determine the total number of interscholastic athletics participants that are girls, (and place in Row 1, Column 3). In order to determine the total number of athletics participants, an individual should be counted each time he or she participates on a team. For example, if Jane Doe competes on the varsity volleyball team, the junior varsity volleyball team, the junior varsity basketball team, and the varsity softball team, she should be counted as four participants (**do not include club or intramural sports participants, cheerleaders, dance teams, or pom squads**). Calculate the same way for boys and girls. * In addition, should 8th grade students and below play on a Freshman, Junior Varsity, or Varsity team, they should also be counted for each team and sport on which they participate. If applicable, please asterisk the above notation as to how many 8th grade students & below are included in the totals. Using the same procedure, determine the total number of interscholastic athletic participants that are boys, (and place in Row 2, Column 3). Add Row 1, Column 3 plus Row 2, Column 3 to get total participants and place in Row 3, Column 3.
- Calculate the percentage of female participation. (Row 1, Column 3 divided by Row 3, Column 3 and place in Row 1, Column 4.) Calculate the percentage of male participation. (Row 2, Column 3 divided by Row 3, Column 3 and place in Row 2, Column 4.) Note: Row 1, Column 4 plus Row 2, Column 4 should total 100%.

Note: While being within three percent is not a formal compliance standard; if the percent listed in Row 1, Column 4 is within 3% of Row 1, Column 2, then it provides a good target within which compliance is likely.

Principal's Signature:  Date: 4/7/03

**ACCOMMODATION OF INTERESTS AND ABILITIES
SUMMARY PROGRAM CHART 2**

Participation Opportunities Test Two

		Column 1	Column 2	Column 3	Column 4	Column 5
Program		Number of Teams Currently Offered	Number of Participants	Number of Teams Added in Last Five Years	Number of Participants Added in Last Five Years	Percent of Total Participation By Sex Added in Last 5 Years
GIRLS	Row 1	varsity:	8	130	1	25
	Row 2	j.v.:	5	93	1	25
	Row 3	frosh:	1	12	0	0
	Row 4	total:	14	235	2	50
BOYS	Row 5	varsity:	9	168	0	0
	Row 6	j.v.:	5	83	0	0
	Row 7	frosh:	2	35	0	0
	Row 8	total:	16	286	0	0

- 1) For Column 1, list the number of interscholastic teams offered for girls and boys at each competitive level (varsity, junior varsity, and freshman). For girls, total each of the entries in Rows 1, 2, and 3 into Row 4. For boys, total Rows 5, 6, and 7 into Row 8.
- 2) For Column 2, list the number of participants at each level. For girls, total each of the entries in Rows 1, 2, and 3 into Row 4. For boys, total Rows 5, 6, and 7 into Row 8. **Note:** The totals in Row 4 for girls and in Row 8 for boys must be the same as the totals in Form T-1, Column 3, Rows 1 and 2 respectively.
- 3) For Column 3, list the number of interscholastic teams that have been added in the last five years at each competitive level. Count each team added during the 5 year period only one time. e.g. Girl's junior varsity soccer was added 3 years ago, count the team only once, not 3 times. For girls, total the entries in Rows 1, 2, and 3 into Row 4. For boys, total Rows 5, 6, and 7 into Row 8.
- 4) For Column 4, list the number of participants that are currently on each level of the teams that were added in the last five years. If a team was added previously but no longer exists, there are no current participants to be added for that team. For girls, total the entries in Rows 1, 2, and 3 into Row 4. For boys, total Rows 5, 6, and 7 into Row 8.
- 5) For Column 5, calculate the percentage of participants that have been added in the last five years. For girls, take the number in Column 4, Row 4 and divide by the number in Column 2, Row 4. For boys, take the number in Column 4, Row 8 and divide it by the number in Column 2, Row 8.

Note: If the percentage of current participants added in the last five years is 25% or greater, compliance with test two may be possible. If less than 25%, then compliance with test three should be analyzed. **CAUTION:** 25% is not a formal compliance standard.

Principal's Signature: Art Dan Date: 4/7/03

2002-2003
ACCOMMODATION OF INTERESTS AND ABILITIES
SUMMARY PROGRAM CHART 3

Participation Opportunities Test Three

For any question answered "YES" identify the respective sport(s).

	GIRLS (Yes / No)		BOYS (Yes / No)
1. For a sport not currently played at the interscholastic level (varsity, junior varsity, or freshman) in your school, is there an intramural team offered for that sport?	No		No
2. For a sport <u>not</u> currently offered in your interscholastic athletics program, is there sufficient interest to form a viable interscholastic team based on participation on an intramural team or community recreation teams?	No		No
3. For a sport <u>not</u> currently offered, is there sufficient interest to form a viable interscholastic team based on student responses from the interscholastic survey?	No		No
4. For a sport currently offered at the varsity level only, is there sufficient interest to form a viable team for a junior varsity, or freshman team that is not currently offered?	No		No
5. For a sport currently offered at the junior varsity or freshman level is there sufficient interest to form a varsity team not currently offered?	No		No
6. If you answered YES to question (1), (2), (3), (4), or (5), are there enough high schools in your geographic area offering the sport (at the appropriate level) to allow for the development of a reasonable schedule of competition?	N/A		N/A

Principal's Signature: Ashly Davis Date: 4/7/03

2002-2003
ACCOMODATION OF INTERESTS AND ABILITIES+
SUMMARY PROGRAM CHART 4

Levels of Competition Test One

		Column 1	Column 2	Column 3
Girls	Team Levels	Number of Teams Currently Offered	Number of Participants	Percentage of Participants at Each Level
Row 1.	varsity:	8	130	55.32
Row 2	j.v.:	5	93	39.62
Row 3	frosh:	1	12	5.12
Row 4	total:		235	100%
	Boys			
Row 5	varsity:	9	168	58.72
Row 6	j.v.:	5	83	29.12
Row 7	frosh:	2	35	12.22
Row 8	total:		286	100%

- 1) Column 1, list the number of interscholastic teams offered for girls and boys at each competitive level; varsity, junior varsity, and freshman. (Refer to Form T-2, Accommodation of Interests and Abilities, Summary Program Chart 2, Column 1.)
- 2) For Column 2, list the number of participants at each level. For girls, total the entries in Rows 1, 2, and 3 into Row 4. For boys, total the entries in Rows 5, 6, and 7 into Row 8. (Refer to Form T-2, Accommodation of Interests and Abilities, Summary Program Chart 2, Column 2.)
- 3) For Column 3, calculate the percentage of female and male participants at each level.
For girls' varsity, junior varsity, and frosh, respectively:
 - Divide Column 2, Row 1 by Column 2, Row 4, and place the percentage in Column 3, Row 1.
 - Divide Column 2, Row 2 by Column 2, Row 4, and place the percentage in Column 3, Row 2.
 - Divide Column 2, Row 3 by Column 2, Row 4, and place the percentage in Column 3, Row 3.
 -
 For boys' varsity, junior varsity, and frosh, respectively:
 - Divide Column 2, Row 5 by Column 2, Row 8, and place the percentage in Column 3, Row 5.
 - Divide Column 2, Row 6 by Column 2, Row 8, and place the percentage in Column 3, Row 6.
 - Divide Column 2, Row 7 by Column 2, Row 8, and place the percentage in Column 3, Row 7.

Principal's Signature: *Ad...e* Date: 4/7/03

2002-2003
BUDGETED AND ACTUAL EXPENDITURES - PROGRAM COMPARISON CHART 2
TO INCLUDE BOOSTER CLUB FUNDING

Teams	equipment and supplies		travel		awards		coaches' salaries (to include supplemental and extended employment)		facilities improvements		publications (if sport-specific)	
	B	E	B	E	B	E	B	E	B	E	B	E
G track	1920	1920	800	0			4,000	4,000	500,000	500,000		
B track	1920	1920	800	0			4,000	4,000	"	"		
G tennis	1200	1,200	0	0			4,000	4,000				
B tennis	1200	1,200	0	0			4,000	4,000				
G volleyball	1,760	1,760	1373	1373			4,000	4,000	19,000	19,000		
B wrestling	1,760	1,760	2,294	2,294			2,750	2,750				
G (list sport)												
B (football)	18,400	18,400	1,027	1,027			10,000	10,000	2,000	2,000		
G (list sport)												
B (list sport)												

- Budget and expenditures on this 2002-2003 year report due by April 15, 2003, should reflect the total monies budgeted and spent for the entire year of 2001-2002 ending June 30, 2002.
- "B" is for budgeted dollar amounts and "E" is for actual dollar expenditures.
- Booster Club Funding/Contributions must be included in the expenditures total.

Principal's Signature: *[Signature]* Date: 4/12/03

2002-2003
BUDGETED AND ACTUAL EXPENDITURES - PROGRAM COMPARISON CHART
TO INCLUDE BOOSTER CLUB FUNDING

	equipment and supplies		travel		awards		coaches' salaries (to include supplemental and extended employment)		facilities improvements		publications (if sport-specific)	
	B	E	B	E	B	E	B	E	B	E	B	E
G basketball	6,800	6,800	1,055	1,055			10,000	10,000				
B basketball	10,700	10,700	1,037	1,037			10,000	10,000				
G softball	3,600	2,609	450	450			4,000	4,000	1,600	1,200		
B baseball	3,400	3,477	360	360			4,000	4,000				
G cross country	640	647.25	85	85			3,000	3,000				
B cross country	"	"	85	85			3,000	3,000				
G golf												
B golf	800	800	300	300			4,000	4,000				
G soccer	2,080	2,080	230	230			1,500	1,500				
B soccer	2,080	2,080	219	219			1,500	1,500				
G swimming	880	777.19	400	400			2,500	2,500				
B swimming	"	"	400	400			2,500	2,500				

- Budget and expenditures on this 2002-2003 year report due by April 15, 2003, should reflect the total monies budgeted and spent for the entire year of 2001-2002 ending June 30, 2002.
- "B" is for budgeted dollar amounts and "E" is for actual dollar expenditures.
- Booster Club Funding/Contributions must be included in the expenditures total.

Principal's Signature: As Davis Date: 4/12/03

2002-2003 KHSAA TITLE IX ATHLETICS AUDIT

KHSAA
Form T41
Rev. 9/02

Checklist - Overall Interscholastic Athletics Program

Areas of Compliance	ADVANTAGE TO (Respond based on Internal Evaluation by checking the appropriate column.)		
	GIRLS' PROGRAM	BOYS' PROGRAM	NEITHER PROGRAM
OPPORTUNITIES			
Accommodation of Interest and Abilities			
BENEFITS			
Equipment and Supplies			✓
Scheduling of Games and Practice Time			✓
Travel and Per Diem Allowances			✓
Coaching			✓
Locker Rooms, Practice and Competitive Facilities			✓
Medical and Training Facilities and Services			✓
Publicity			✓
Support Services			✓
Athletic Scholarships			N/A
Tutoring			✓
Housing and Dining Facilities and Services			✓
Recruitment of Student Athletes			N/A

Principal's Signature: *Art Davis*

Date: 4/10/03



2002-2003 INTERSCHOLASTIC ATHLETICS SURVEY

Summary of Student Responses

School Name: Paducah Tilghman
 School Enrollment: 778
 Date: 2/12/03
 Completed By: 3/21/03

Instructions:

1. Summarize the Student Athletics Interest Surveys Form T-61 by listing the total number of responses on the line next to each sport.
2. Under the Other Category please provide a listing of the sports as well as the number of students who are interested in participating.
3. Please sign and date the Summary Form (T-63) and mail the Summary Form only to the KHSAA by April 15, 2003. Do not mail the student surveys (Form T-61). However, these Forms should be maintained in your files in the event they are requested subsequently.

778 Number of Surveys
560 Total Returned
9-12 Grades Surveyed

How Was The Survey Administered? Home Room
 (e.g. was it given in all English classes, or all home rooms, or advisee/advisor?)

Fall Sports (List Total Number of Participation Responses)

30 Cross Country (Girls)
15 Cross Country (Boys)
14 Field Hockey (Girls)
137 Football (Boys)
12 Golf (Girls)
28 Golf (Boys)
44 Soccer (Girls)
44 Soccer (Boys)
76 Volleyball (Girls)
23 Volleyball (Boys)

Winter Sport (List Total Number of Participation Responses)

61 Basketball (Girls)
90 Basketball (Boys)
36 Gymnastics (Girls)
106 Indoor Track (Girls)
106 Indoor Track (Boys)
29 Swimming & Diving (Girls)
16 Swimming & Diving (Boys)
34 Wrestling (Boys)

Spring Sport (List Total Number of Participation Responses)

- 61 Baseball (Boys)
- 42 Fast Pitch Softball (Girls)
- 32 Slow Pitch Softball (Girls)
- 38 Tennis (Girls)
- 31 Tennis (Boys)
- 76 Track (Girls)
- 99 Track (Boys)

Other Sports (From Student Survey T-61 Question 10)

Name of Sport	Number of Students Interested In Participating
---------------	--

_____	_____
_____	_____
_____	_____
_____	_____
_____	_____
_____	_____
_____	_____
_____	_____

Provided on inclosed hist.

Number of Students who participate in Intramural Sports.
(From Student Survey T-61 Question 5)

<u>Sport</u>	<u>Number</u>
_____	_____
_____	_____
_____	_____
_____	_____
_____	_____
_____	_____

List Intramural Sports students are interested in adding:
(From Student Survey T-61 Question 6)

<u>Sport</u>	<u>Number</u>
_____	_____
_____	_____
_____	_____
_____	_____
_____	_____
_____	_____

Participation in Non-School Sports Activities
 (From Student Survey T-61 Question 7)

<u>Sport</u>	<u>Number</u>
Gymnastics	5
Baseball	7
Soccer	9
Bowling	3
Dance	4
Basketball	8

Reasons for not participating in interscholastic athletics.
 (From Survey Question 8)

<u>Response</u>	<u>Number</u>
45 I prefer other activities such as band, chorus, etc.	
86 I don't have time	
28 The practice schedules and game times are inconvenient	
17 The sport I like isn't offered	
9 It's too expensive	
9 I prefer to participate in club or intramural sports	
47 Working	
47 Other	
<u>Vacation schedule, Grades, Transfer Eligibility, Medical</u>	

Student Suggestions to encourage participation

Art Davis
 Principal's Signature

4/7/23
 Date

School Name: ART DAVIS Paducah High School

2002-2003

TITLE IX

CORRECTIVE ACTION PLAN

School Year: 2002-2003

Principal's Signature: _____

Date: 6/16/03

To complete this form, indicate the intended area which needs corrective action, the suggested change and time table for implementation. You may copy this form as needed. Please attach corrective action plans along with audit forms and submit by April 15, 2003.

ITEM FOR CORRECTION	SUGGESTED CHANGE	TIME TABLE FOR CORRECTIVE ACTION
Add girls' golf program	Add girls golf	Fall, 2003
Increase girls' participation	Continue to add numbers as well as add additional girls' freshman program where needed	Continuous
Freshman girls' program		

An explanation (status report) is needed for all areas identified previously as items for correction as well as all areas currently identified as items for correction. This form shall be typed.

Principal's Signature: Art Davis

Date: 6/16/03

School Name: Paducah Tilghman High

2002-2003

TITLE IX
CORRECTIVE ACTION PLAN

School Year: 2002-2003

Principal's Signature: Ad Davis

Date: 4/12/03

To complete this form, indicate the intended area which needs corrective action, the suggested change and time table for implementation. You may copy this form as needed. Please attach corrective action plans along with audit forms and submit by April 15, 2003.

ITEM FOR CORRECTION	SUGGESTED CHANGE	TIME TABLE FOR CORRECTIVE ACTION
In order to meet the number test the school will continue to increase overall opportunities for female students especial at the freshman level.	Have increase opportunities in girl's basketball at freshman level. School will also offer girls golf.	Girls golf will be added in the Fall of 2003

▪ An explanation (status report) is needed for all areas identified previously as items for correction as well as all areas currently identified as items for correction. This form shall be typed.

Principal's Signature: Ad Davis

Date: 4/12/03

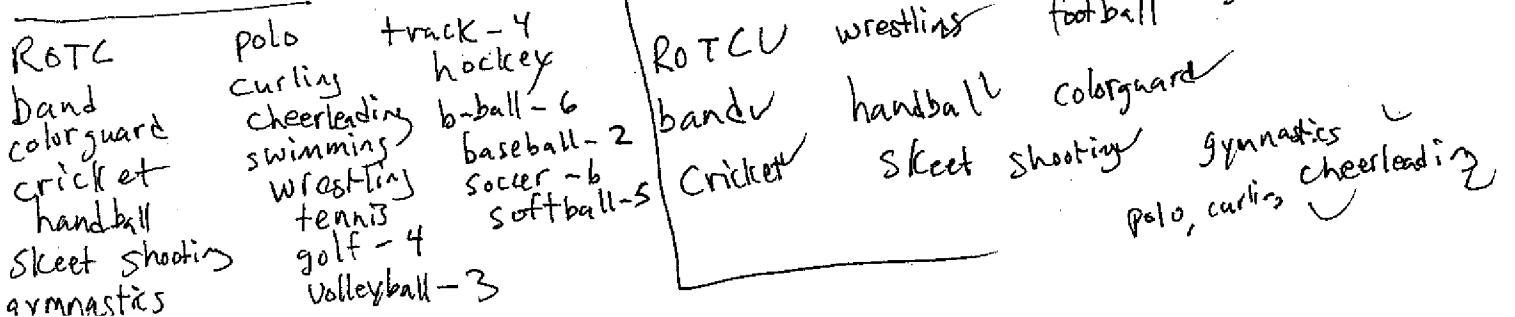
1. Y: 371
 N: 43
 N/A: 146

2. Football: 137
 V Volleyball: 76
 B Volleyball: 23
 B Cross-Country: 15
 V Cross-Country: 30
 V Field Hockey: 14
 B Golf: 28
 V Golf: 12
 B Soccer: 44
 V Soccer: 44
 N/A: 234

3. B Basketball: 90
 V Basketball: 61
 B Swim + Dive: 16
 V Swim + Dive: 29
 B Wrestling: 34
 V Gymnastics: 36
 B + V Indoor Track: 106
 N/A: 258

4. B Track: 99
 V Track: 76
 V Tennis: 38
 B Tennis: 31
 V Slow Softball: 32
 V Fast Softball: 42
 B Baseball: 61
 N/A: 230

5. Intramural sports
 yes - 70
 NO 469



6. Intramural sports added

N/a ^{added} - 122

- sked shooting (11) - 2
- roller hockey 1
- lacrosse (11) - 8
- cricket (11) - 2
- boxing (1111) - 7
- hockey (11111) 7
- paintball 1
- billards 1
- archery 1
- fencing 1
- field hockey (11) - 2
- handball (11) - 2
- teacher/student b-ball games - 1
- water polo - 1
- "sord fighting tests" - 1
- Kickball - 1
- soccer - 1
- softball - 1
- girl's golf (11) - 2

- wintersuard - 1
- dance team (111) - 3
- swimming (11) - 2
- track (111) - 3
- girl's football (111) - 3
- flag football (111) - 3
- badminton (11) - 2
- gymnastics (1111) - 5
- yoga - 1
- synchronized swimming (-1)
- football (11) - 2
- rugby (11) - 2
- frisbee - 1
- racket ball - 1
- volleyball (111) - 3
- basketball (11) - 2
- croquet - 1
- ping pong - 1
- cheerleading - 1
- ice hockey - 1

7. Do you participate in non-school sport activities??

Yes - 149

No - 338

What you do

- cricket - 1
- croquet 11 - 2
- soccer (111111) - 9
- golf - 1
- church b-ball - 111 - 3
- baseball - 11111 - 7
- basketball (111111) - 8
- band - 1
- after school tutoring - 1
- football - 111 - 3
- swimming (11) - 2
- biking - 1
- softball - 1
- boxing - 1
- yoga - 1
- volleyball

- indoor soccer - 1
- dance - 111 - 4
- horse back riding 11 - 3
- gymnastics 111 - 5
- USTA, STA, KTA Tennis - 1
- tennis - 1111 - 4
- club soccer - 11 - 2
- traveling - bball team - 1
- wedding - 1
- bowling - 111 - 3
- pool - 1
- run road races - 1
- skateboarding - 1
- racket ball - 1
- sked shooting - 1

8) Are u participating in interscholastic athletics during any season??

Yes - 152

No - 316

why??

I prefer band, chorus etc 45

don't have time - 86

practice schedules are inconvenient 28

sport isn't offered - 17

too expensive - 9

prefer intramural sports - 9

work.ing - 47

other - 47

Vacation schedule

NJROTC

Not interested

grades

transfer/eligibility

medical

9. offer credit for class

10. skating - all

cricket -

Table Tennis -

Polo -

Football -

boxing

hockey

lacross

croquet

dance

fencing

racketball

bowling

weightlifting

skit & trap shooting

Biking

Archery